

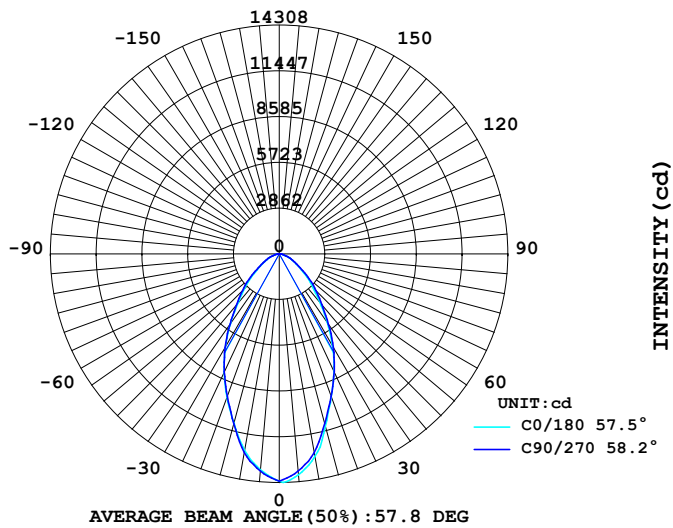
LUMINAIRE PHOTOMETRIC TEST REPORT

Report number:

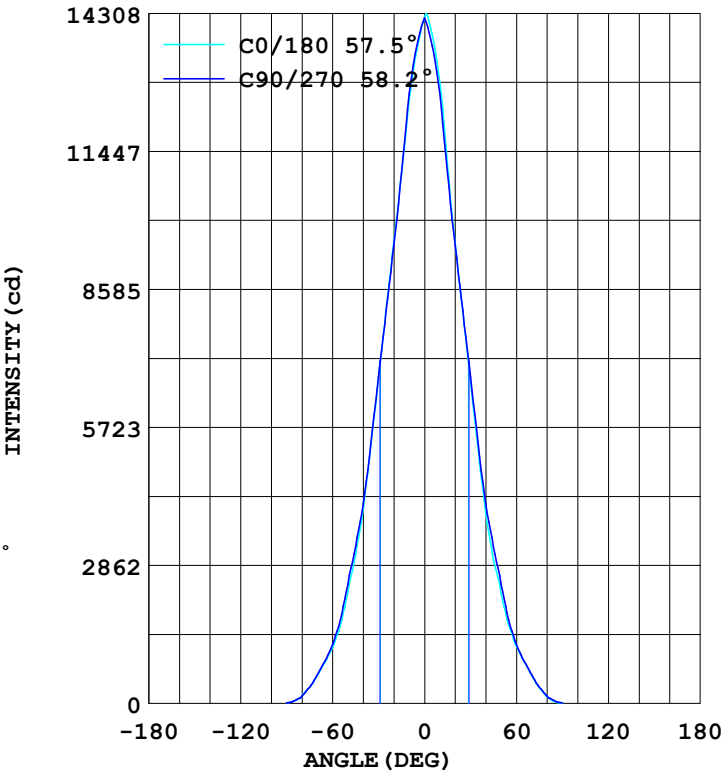
MANUFACTURER: ILUMEN GMBH	Address:	
NAME: Lina	TYPE: IL-HB12-L10040-691	WEIGHT:
SPECIFICATION: 2835LED、4000K、60deg	DIMENSION:	SERIAL No.:

DATA OF LAMP		Imax(cd)	14364	S/MH (C0/180)	0.82
MODEL		EFFICIENCY (%)	100.0	S/MH (C90/270)	0.81
NOMINAL POWER(W)	100	TOTAL FLUX(lm)	17012	Voltage(V)	229.6
RATED VOLTAGE (V)	230	EFFICIENCY (lm/W)	169.4	Current(A)	0.334
NOMINAL FLUX(lm)	17012.0	$\eta$ up (%)	0.0	Power(W)	100.4
LAMPS QUANTITY	1	$\eta$ down (%)	100.0	Power Factor (PF)	0.979
TEST VOLTAGE (V)	229.7	Effective Flux(lm)	17012.0	EEI	0.088

LUMINOUS INTENSITY DISTRIBUTION



LUMINOUS INTENSITY DISTRIBUTION



Test System:  
 Temperature: 25.3 DEG  
 Operators:  
 Test Date: 2024.11.25

Test Set: 5.0 deg/s C-Gamma (TYPE C)  
 Humidity: 65.0%  
 Test Distance: 10.000 m  
 Remarks:

---

## Color Temperature Data List

Report number:

MANUFACTURER: ILUMEN GMBH	Address:	
NAME: Lina	TYPE:IL-HB12-L10040-691	WEIGHT:
SPECIFICATION:2835LED、4000K、60deg	DIMENSION:	SERIAL No.:

---

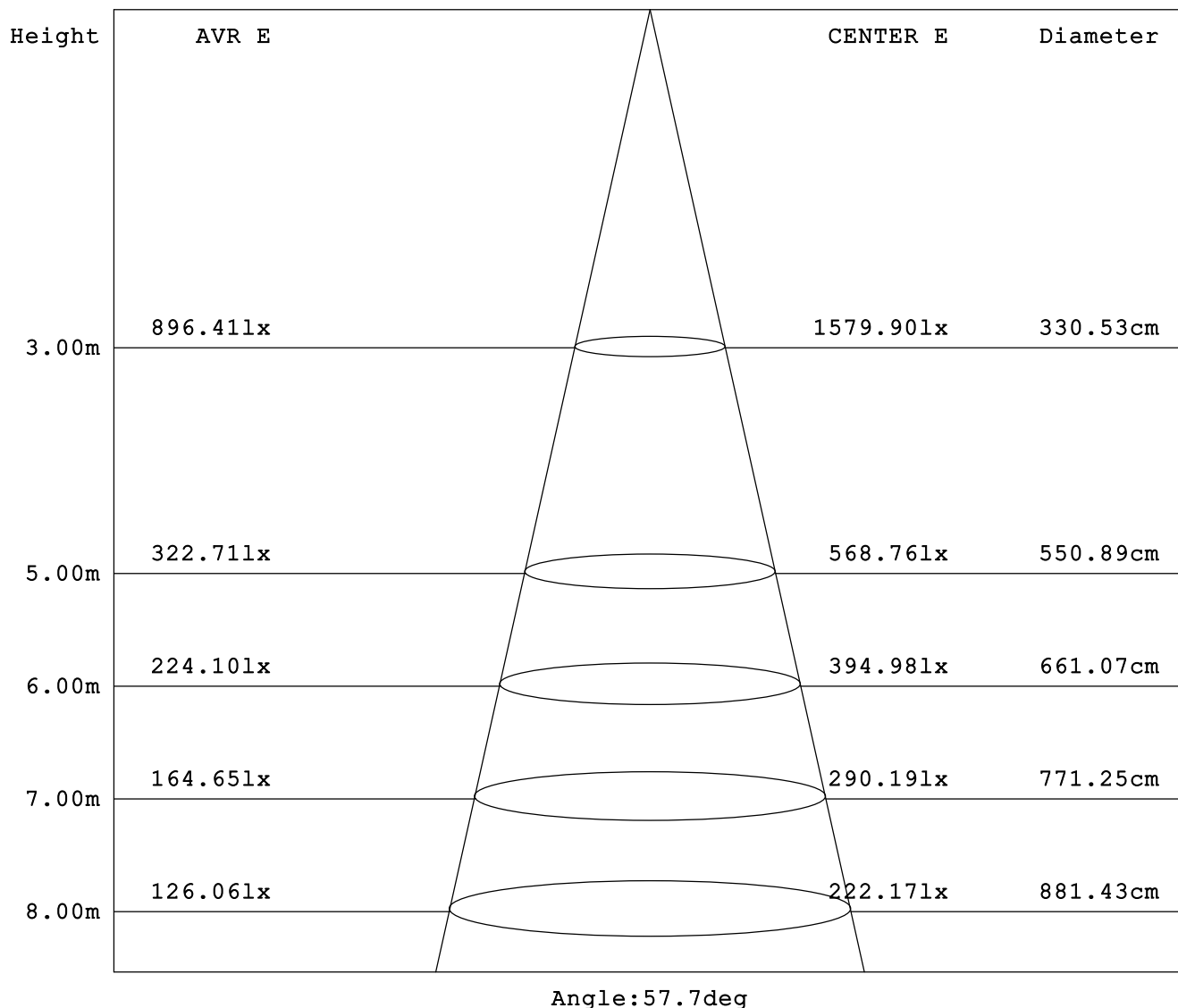
Test System:  
Temperature:25.3DEG  
Operators:  
Test Date:2024.11.25

Test Set: 5.0deg/s C-Gamma (TYPE C)  
Humidity:65.0%  
Test Distance:10.000 m  
Remarks:

## AVERAGE AND CENTER E Figure

Report number:

MANUFACTURER: ILUMEN GMBH	Address:	
NAME: Lina	TYPE:IL-HB12-L10040-691	WEIGHT:
SPECIFICATION:2835LED、4000K、60deg	DIMENSION:	SERIAL No.:



Test System:  
Temperature:25.3DEG  
Operators:  
Test Date:2024.11.25

Test Set: 5.0deg/s C-Gamma (TYPE C)  
Humidity:65.0%  
Test Distance:10.000 m  
Remarks:

## ZONAL FLUX DIAGRAM

Report number:

MANUFACTURER: ILUMEN GMBH	Address:	
NAME: Lina	TYPE: IL-HB12-L10040-691	WEIGHT:
SPECIFICATION: 2835LED、4000K、60deg	DIMENSION:	SERIAL No.:

γ	C0	C45	C90	C135	C180	C225	C270	C315	γ	Zone	total
5.0	1355	1354	1364	1377	1387	1377	1364	1354	0- 5	332.1	332.1
10.0	1250	1247	1264	1281	1288	1281	1264	1247	5- 10	940.2	1272
15.0	1097	1090	1099	1113	1115	1113	1099	1090	10- 15	1400	2673
20.0	955.6	957.3	949.0	968.0	952.3	968.0	949.0	957.3	15- 20	1689	4362
25.0	818.4	822.8	814.5	829.2	810.6	829.2	814.5	822.8	20- 25	1860	6222
30.0	674.3	684.7	676.8	695.2	667.6	695.2	676.8	684.7	25- 30	1898	8120
35.0	532.6	546.4	537.0	567.8	523.9	567.8	537.0	546.4	30- 35	1802	9922
40.0	404.5	428.6	414.9	443.3	395.4	443.3	414.9	428.6	35- 40	1603	11525
45.0	308.2	337.6	325.2	341.8	298.5	341.8	325.2	337.6	40- 45	1379	12904
50.0	231.1	258.4	247.7	260.7	228.8	260.7	247.7	258.4	45- 50	1163	14067
55.0	161.9	177.8	172.7	179.0	162.0	179.0	172.7	177.8	50- 55	909.2	14976
60.0	116.3	127.5	122.4	129.1	119.1	129.1	122.4	127.5	55- 60	683.7	15660
65.0	85.59	90.48	88.03	93.01	86.88	93.01	88.03	90.48	60- 65	514.5	16175
70.0	57.95	61.15	59.68	60.99	58.31	60.99	59.68	61.15	65- 70	378.7	16553
75.0	33.68	34.65	33.62	31.99	32.09	31.99	33.62	34.65	70- 75	239.6	16793
80.0	16.16	18.20	15.35	17.97	13.84	17.97	15.35	18.20	75- 80	131.7	16925
85.0	5.495	10.10	5.607	8.586	3.675	8.586	5.607	10.10	80- 85	64.21	16989
90.0	1.647	2.784	1.340	2.313	1.100	2.313	1.340	2.784	85- 90	23.15	17012
95.0									90- 95		
100.0									95-100		
105.0									100-105		
110.0									105-110		
115.0									110-115		
120.0									115-120		
125.0									120-125		
130.0									125-130		
135.0									130-135		
140.0									135-140		
145.0									140-145		
150.0									145-150		
155.0									150-155		
160.0									155-160		
165.0									160-165		
170.0									165-170		
175.0									170-175		
180.0									175-180		
DEG	LUMINOUS INTENSITY:×10cd									UNIT:lm	

Test System:  
Temperature:25.3DEG  
Operators:  
Test Date:2024.11.25

Test Set: 5.0deg/s C-Gamma (TYPE C)  
Humidity:65.0%  
Test Distance:10.000 m  
Remarks:

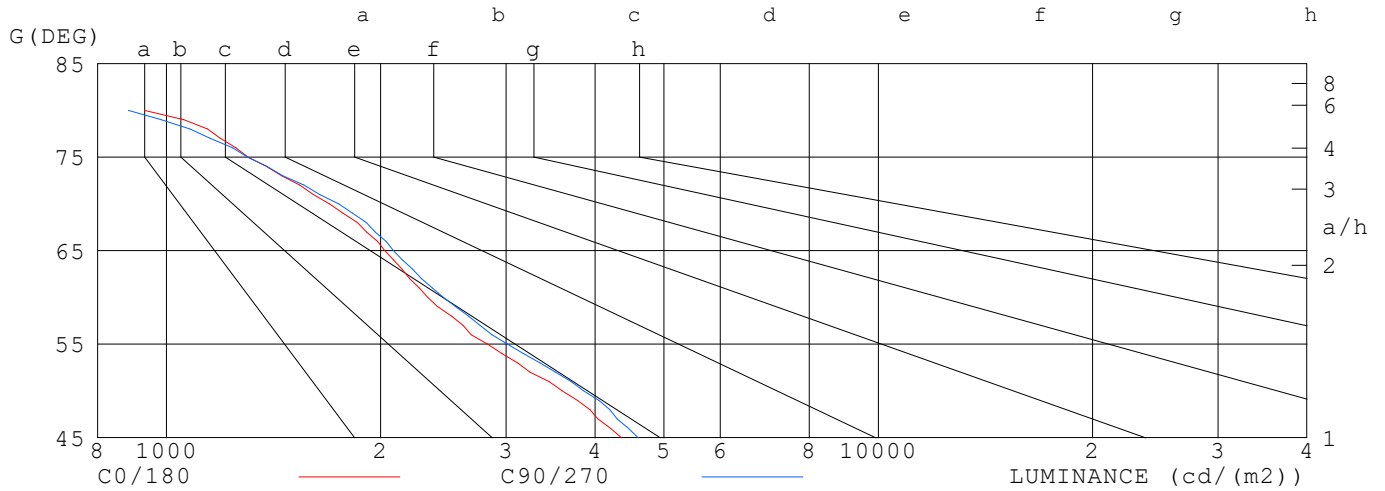
## LUMINANCE LIMITATION CURVES

Report number:

MANUFACTURER: ILUMEN GMBH	Address:	
NAME: Lina	TYPE: IL-HB12-L10040-691	WEIGHT:
SPECIFICATION: 2835LED、4000K、60deg	DIMENSION:	SERIAL No.:

### LUMINANCE LIMITATION CURVES

GLARE	CLASS	ILLUMINANCE (lx)							
1.15	A	2000	1000	500	<=300				
1.50	B		2000	1000	500	<=300			
1.85	C			2000	1000	500	<=300		
2.20	D				2000	1000	500	<=300	
2.55	E					2000	1000	500	<=300



LUMINANCE cd/(m2)		
G (DEG)	C0/180	C90/270
85	630	643
80	931	884
75	1302	1299
70	1694	1745
65	2025	2083
60	2327	2449
55	2824	3012
50	3597	3855
45	4359	4600

Test System:  
 Temperature: 25.3 DEG  
 Operators:  
 Test Date: 2024.11.25

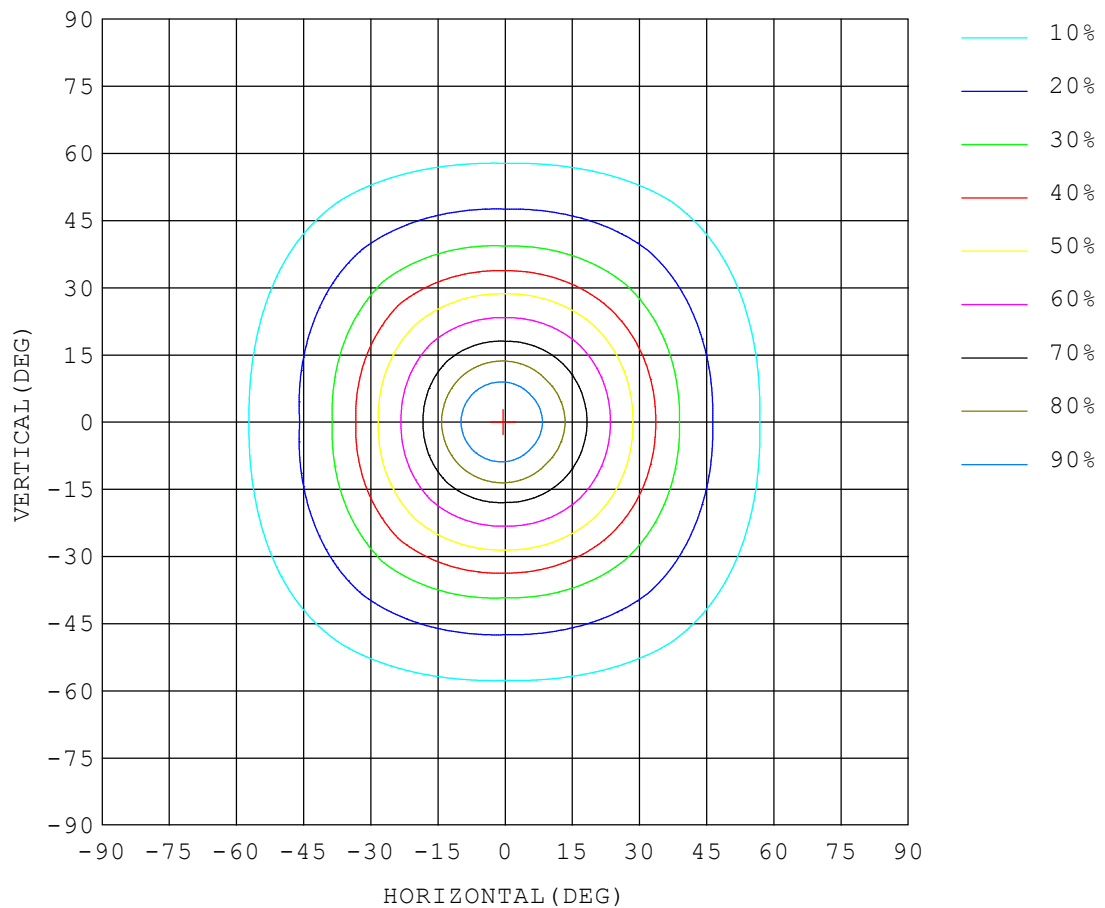
Test Set: 5.0 deg/s C-Gamma (TYPE C)  
 Humidity: 65.0%  
 Test Distance: 10.000 m  
 Remarks:

## ISOCANDELA DIAGRAM

Report number:

MANUFACTURER: ILUMEN GMBH	Address:	
NAME: Lina	TYPE: IL-HB12-L10040-691	WEIGHT:
SPECIFICATION: 2835LED、4000K、60deg	DIMENSION:	SERIAL No.:

UNIT: cd



Test System:  
Temperature: 25.3 DEG  
Operators:  
Test Date: 2024.11.25

Test Set: 5.0 deg/s C-Gamma (TYPE C)  
Humidity: 65.0%  
Test Distance: 10.000 m  
Remarks: